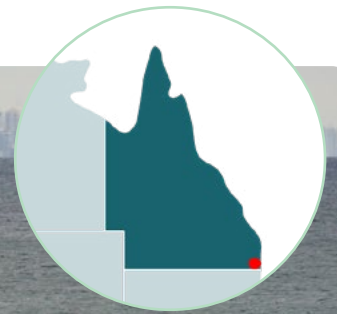


Accessible Holiday Destination Guide

Gold Coast



Coolangatta beach

The Gold Coast is a playground for both Australian and international visitors. It combines world-renowned beaches, its famous theme parks and its subtropical hinterland with rainforest and waterfalls to create a remarkable holiday destination.

Contents

GETTING THERE.....	1
GOLD COAST BEACHES	2
Surfers Paradise	3
Broadbeach Mall and Oasis Shopping Centre.....	4
Miami Beach	4
Burleigh Heads	5
ATTRACTIONS.....	7
Dreamworld.....	7
Sea World	9
THE HINTERLAND	10
Hinze Dam	11
USEFUL LINKS	12
SUGGESTED ITINERARIES	12

GETTING THERE

By Air

[Gold Coast Airport](#) is located at Bilinga, 20 kilometres from Surfers Paradise and one kilometre from Coolangatta and northern New South Wales. The airport is serviced with more than 420 domestic and international flights per week. [Jetstar](#), [Virgin Australia](#), [Qantas](#) and [Rex](#) have services to the Gold Coast. Qantas and Virgin have an Eagle Hoist available to assist disabled passengers.

Rail from Brisbane

The [Airtrain](#) service connects passengers from the [Brisbane Airport](#) to the city in 20 minutes and travels express to the Gold Coast. Passengers can catch the Airtrain and tram to the heart of Surfers Paradise via a transfer at Helensvale rail station.

G:link

[G:link](#) is the Gold Coast's light rail system that runs 20 kilometres from Helensvale through Surfers Paradise to Broadbeach South near Pacific Fair and the Convention Centre. The light rail has raised platforms and level access.



Queensland Government

Hopo Gold Coast Ferry

The [Hopo Gold Coast Ferry](#) operates on the Broadwater and is a scenic way to get around, stopping at Surfers Paradise, [HOTA \(Home of the Arts\)](#), [Marina Mirage](#), [Sea World](#) and Broadwater Parklands. The ferry is wheelchair accessible and each of the jetties has a gently sloping step-free gangway.

GOLD COAST BEACHES

Surfers Paradise is known around the world as the iconic Gold Coast strip of sand. While it is the most famous, taking a trip down the coast from the spit to Coolangatta will uncover a number of stunning coves and beaches that make this coast a great holiday destination.

Broadwater Parklands

Situated on the banks of the Broadwater, the parklands consist of open lawns, BBQ and picnic areas, a fishing jetty, 3 playgrounds, including a liberty swing at Washington Waters Playground and an enclosed swimming area with beach access matting. In addition to being a great family area, the Great Lawn hosts some major events including the [Gold Coast Marathon](#), Mayor's Christmas Carols and [Monster Machinery Day](#). Designated disabled parking is available at all five car parks. The fishing jetty and Hopo pier are step-free. Throughout the park the pathways are wide, level and asphalt surfaced. A Changing Places adult changing facility is located just south of the Aquatic Centre with direct car park access. Beach matting provides access to the water and to a sitting observation area with a permanent seat. The Rock Pool water play area has level access and an observation upper boardwalk.

Ian Dipple Lagoon

Just north of the Broadwater Parklands at Labrador is the Ian Dipple Lagoon and Harley Park. A permanent ramp leads down to the beach. This sheltered shallow beach is an ideal location for young children both in the water and for sand play. A beach wheelchair is available. In addition to the ramp onto the beach, there is a wheelchair accessible observation platform. Harley Park has accessible picnic tables, BBQs and a drinking fountain. Paths throughout the park are asphalt and level.



G:link train



Broadwater Parklands



The Spit

Doug Jennings Park and the Spit

Doug Jennings Park is located at the northern end of the Southport Spit. It is a large area of open grassland for low impact activities and picnics. It has a paved level path along the Broadwater and a sheltered swimming beach. Designated disabled parking is available in each of the parking areas and a disabled toilet is provided. At the very northern end of the Spit is the Gold Coast Seaway, the entrance to the Broadwater from Moreton Bay. A long breakwater extends out into Moreton Bay. A level concrete path extends the full length of the breakwater. The end of the breakwater gives great views both up and down the coast and is a good location to watch the boats coming in and out of the seaway. Shelters and seating are provided along the pathway. Designated disabled parking is provided at the beginning of the Seaway Walk.



Broadwater Parklands

Surfers Paradise

Surfers Paradise is one of Australia's most recognised destinations, both domestically and internationally. It has been a major holiday destination since it was first established in the 1920s. The main street, Cavill Avenue, is named after its founder Jim Cavill. Its current name comes from its long pristine beach and consistent swells. Permanent beach access ramps are located at Elkhorn street, opposite Peppers resort, at Cavill Avenue and Hanlan Street. Beach matting is rolled out on Sundays from September to May. Both adult and child beach wheelchairs are available from the Surfers Paradise Surf Life Saving Club. Along the front of the main Surfers Paradise strip is a level concrete promenade. The promenade is the site for the Beachfront Markets which are held every Wednesday, Friday and Saturday between 4pm and 9pm. Accessible picnic tables and BBQs are also located along the promenade. Cavill Avenue is the main strip of Surfers Paradise running perpendicular to the coast. The mall is wide and provides level access to shops, cafés and bars. It connects the beach to the G:link station. The surrounding streets and malls are a shopping mecca containing shops, nightclubs, bars and fast food outlets. The entire precinct is level and wide giving good access to people of all abilities. Accessible toilets are located on the beachfront, in the main shopping centre and in the Cavill Lane mall. The [SkyPoint Observation Deck](#), on top of the iconic Q1 building, offers panoramic views over the Gold Coast from 230 metres above sea level. The observation deck is fully accessible.



Broadbeach

Just 10 minutes south of Surfers Paradise is Broadbeach. Centred around Kurrawa Park and beach and Broadbeach Mall it offers travellers a blend of laid-back beach lifestyle, and sophistication. The mall contains shops and dining to suit all tastes and budgets as well as being a centre for nightlife. The beach is family friendly. Beach access and beach wheelchairs are available from the [Kurrawa Surf Life Saving Club](#), which is also a great dining venue with lift access to the upper level and views over the coast. Designated disabled parking is available in the foreshore car park with concrete paths throughout the park and to the life saving club. To the north of the club is Paula Stafford Park which has a boardwalk/viewing platform for the beach volleyball courts. To the south of the club is Pratten Park which contains an all-abilities playground. A Changing Places adult change facility is available at the surf club. It is accessed with a MLAK key.






Broadbeach Mall

Broadbeach Mall and Oasis Shopping Centre

Directly opposite Paula Stafford Park is the [Broadbeach Mall and Oasis Shopping Centre](#). The mall is lined with numerous alfresco restaurants all providing level access and open seating. The Oasis Shopping Centre contains numerous fashion stores, a large Woolworths supermarket, pharmacy, newsagency and fitness clubs. There is also a circular stage for live performances. For the children, the mall has numerous sculptures of marine life including the whale tail pool. Accessible toilets are available at the Oasis Mall.

Pacific Fair Shopping Centre

Located at Broadbeach, [Pacific Fair](#) is the largest shopping centre on the Gold Coast featuring more than 400 stores over two levels. All major luxury and global brands are present within the shopping complex. The centre also offers a combination of upmarket and food court dining. Disability parking is provided in the car park and the rooftop caters for longer vehicles and accessible vans. The centre has a full Changing Places adult changing facility. Lifts are located throughout the facility to access all levels and the car parks. The centre has a concierge team to assist wheelchair users. The service is free but must be booked in advance. In addition to the Changing Places facility, accessible toilets are located throughout the complex. There is a full parents' room with change tables, private feeding rooms, microwaves and play areas.



Miami Beach

Nobby Beach

Located in Lavarack Road, the [Nobby's Beach Surf Club](#) has a curved access ramp to the beach. There is also a level access observation deck. The club has beach matting and a beach wheelchair that are available from 9am to 4pm Saturdays and Sundays from September to May. An accessible toilet is located at the club.

Miami Beach

Miami Beach is a quieter stretch of beach a kilometre in length. There is a curved concrete access ramp located immediately adjacent to the life saving tower in front of the Miami Beach Surf Club. There is a wooden observation deck with level access from the promenade that stretches the full length of the beach.



Burleigh Heads

Burleigh Heads

Burleigh Heads is a family friendly destination with its beach protected from the southerly winds by the headland. The [Burleigh Heads Mowbray Park Surf Life Saving Club](#) has permanent ramped access onto the beach. It provides both adult and child beach wheelchairs on Saturdays between September and May. The club has a full Changing Places adult change facility with MLAK key access. A key is available from the club. Designated disabled parking is available in the main beach car park. The club offers dining facilities on its upper level. A lift is located just inside the main entry. The North Burleigh Surf Life Saving Club has a beach wheelchair and an accessible change room with a fixed bench. Burleigh Heads is an older area, but the main town centre has been upgraded. It is full of cafés and restaurants offering a full range of dining options from take away to full service dining. The main streets are all accessible with ramps providing access to all stores and dining venues. On the foreshore is the renowned Rick Shores fine dining restaurant with one of the best views on the coast. There is ramped access from Goodwin Terrace. For casual dining, accessible picnic tables are provided along the foreshore parks.

Tallebudgera Creek

Just on the southern side of Burleigh Heads is Tallebudgera Creek, a small and picturesque inlet. Tallebudgera Creek combines a safe inlet for swimming boating and fishing with an easily accessible surf beach. It is popular with campers with the Tallebudgera Creek Tourist Park providing waterfront accommodation on the inlet. The park has an accessible two bedroom accessible cabin and accessible facilities in the amenities block servicing the powered and unpowered sites in the park. On the southern side of the inlet is a concrete path that leads from the boat ramp, round in front of the tourist park, under the main road and along the beach to the end of the breakwater. Accessible parking is available at the boat ramp and at the main car park. Accessible toilets are located in the main car park. A shower and long fixed change bench is located in the accessible cubicle. The sheltered inlet beach is suitable for people of all abilities. The beach is patrolled. Beach matting and a beach wheelchair are available at the lifeguard station. The breakwater is a good fishing location for people of all abilities. A concrete ramp at the car park near the bridge provides wheelchair access to the hard sand.




Tallebudgera Creek



Tallebudgera Creek

Palm Beach

Located between Tallebudgera Creek and Currumbin is Palm Beach. Its wide pristine beach has been named Queensland's cleanest beach three times. The surf club is located on Jefferson Lane near the corner of Seventh Avenue. Designated disabled parking is located next to the club in front of Andy Frizzell Park. The park contains disabled toilets and a picnic shelter. A curved sealed path next to the club leads down to the top of the beach. The club has a deck overlooking the beach with full dining facilities. A ramp at the side of the club gives access to the building.



Palm Beach

Currumbin

Currumbin Beach is on the southern side of the Currumbin Creek. A car park near the mouth of the creek, in Wallace Nicoll Park, has designated disabled parking. There is a picnic shelter and BBQs, however, there are no wheelchair accessible tables. There is a sand access path to the inlet immediately in front of the car park and a longer sand path to the ocean beach. There is a wheelchair accessible wooden observation deck opposite the Rocks Resort in Pacific Parade. There are no beach wheelchairs available.



Coolangatta

Coolangatta

Coolangatta lies at the southern end of the Gold Coast, right on the border with New South Wales. Coolangatta was named after the schooner Coolangatta that was wrecked in 1846. Coolangatta has three main beaches, Kirra, Coolangatta and Greenmount. Permanent beach access ramps are located at the [Kirra Surf Life Saving Club](#), the [Coolangatta Surf Club](#) and the [Rainbow Bay Surf Life Saving Club](#). All of these access points give access to the soft sand at the top of the beach only. There are no beach wheelchairs or beach matting available here. From Kirra Beach to Rainbow Bay there is a wide concrete coastal promenade, Oceanway, that winds its way around Kirra Hill and Greenmount Hill. It traverses Roughton Park, Queen Elizabeth Park and finishes in Apex Park. There are open grasslands and picnic tables along the Oceanway. Accessible drinking fountains are also provided. The path winds its way up to the lookout at Point Danger with views over the coast into New South Wales and the Tweed River. Car parking is available at the lookout next to the Captain Cook Memorial and Lighthouse. The Strand is a shopping mall complex located right on Coolangatta Beach on Marine Parade. The mall has a variety of shopping including beachwear, a supermarket, giftware and homewares. It has a collection of restaurants, bars and casual dining to suit all tastes and budgets. The centre is over two floors with an elevator between floors. Accessible toilets are available as well as a parents' room with change and feeding facilities.



Coolangatta



Dreamworld tigers

ATTRACTIONS

Dreamworld

[Dreamworld](#) is the largest theme park on the Gold Coast. Established more than 40 years ago, Dreamworld has a multitude of rides, attractions and wildlife experiences for the whole family. Dreamworld is also a wildlife conservation park working with the Dreamworld Wildlife Foundation and their tiger program. It is the largest zoological contributor to tiger conservation worldwide. As well as the rides, children have a chance to play out their fantasies with their favourite DreamWorks characters including Madagascar, Shrek and Kung Fu Panda, and Wiggles World and ABC Kids World. Main Street is the starting point and the location of the food and beverage outlets. Overall the park is easy to get around. The entire path network is step free and all slopes throughout the park are gentle. Wildlife exhibits are all viewable from all heights. Accessible toilets are located strategically throughout the park. The main presentation venues have designated wheelchair seating positions and ramp access. Dreamworld offers a comprehensive service for visitors with disability to make a visit easier. The Park Health Facility, located near the Sky Voyager, will undertake a review to determine which rides can be safely taken. Once completed, guests are issued with a tag for the duration of their stay allowing access to suitable rides. In addition to the accessible bathroom facilities located throughout the park, the Park Health Facility has a shower and the clinic beds can be used as adult change facilities. There is no hoist available. Guide and service dogs are permitted in most parts of the park with the exception of some wildlife areas. The park also has special prosthetics covers available to meet manufacturers requirements. There are some wheelchairs available for hire from guest services. Designated disabled parking is available in the main car park. The bays are at the top of the car park near the park entry.

WhiteWater World

Situated next to Dreamworld and owned by the same operator, [WhiteWater World](#) offers a blend of adrenaline-packed and sedate water activities. It is a seasonal park open during the warmer months of the year. WhiteWater World shares the same car park as Dreamworld. The pools and general access areas are on level ground. The main pool has level entry and a gradual beach entry. The waterplay area is level and step free. Accessible toilets and a shower with a long fixed shower bench are available within the park. The major elevated rides are accessed by stairs only. There is a row of designated disabled parking immediately in front of the entrance. As with Dreamworld, WhiteWater World has a Park Health Facility and the same customer service and evaluation as Dreamworld. If a guest is visiting both parks they can do the evaluation once at either location. Guests using medical equipment can store and use it at the Park Health Facility. Guests requiring a shower or change facility can use the Dreamworld facility. Guide and service dogs are welcome at WhiteWater World. Beach wheelchairs are available from guest services.



WhiteWater World

Warner Bros. Movie World

Recognised as Australia's number one theme park, [Movie World](#) brings your favourite stars of the big screen to life as they roam the streets as well as offering some of the best extreme rides in the country. It is home to the DC Rivals HyperCoaster, the longest and fastest ride in the southern hemisphere. The park offers designated disabled parking immediately in front of the main entrance. Guests with a disability are advised to visit guest services to plan their day. At the end of the visit, guests will receive a pass for all of the rides and attractions that are suitable for them making the rest of the day hassle free. The park is on level ground with both wide streets and wide walkways. Curbs are all colour contrast to the road and footpath surfaces. Accessible toilets are located throughout the park. Service animals are also welcome. All restaurants, cafés and shops have level wide entry and have a variety of menu options. Queue proxy services are available if a guest cannot stand in a queue for a long period of time. Complimentary wheelchairs are available from guest services. In addition to the accessibility services, Movie World has a large parents' space and quiet room well away from the noise of Main Street. It has changing facilities, feeding rooms, a microwave, sink and quiet spaces.

Wet 'n' Wild

[Wet 'n' Wild](#) is the largest waterpark on the Gold Coast. It is open year round. It features 22 attractions from the adrenalin packed slides and the SkyCoaster to the more tranquil H2Oasis and Calypso Beach. There are children's play areas and junior pools. The front row of the car park is reserved for patrons with disabled parking permits. It is immediately in front of the main entrance which is accessed via a gently sloping ramp from the car park. As with Movie World, patrons with a disability are advised to visit guest services on arrival to discuss their options for the day. They will be issued with a pass for the rides that are suitable for their needs. The park is flat throughout with sloped entry into all pools. Beach wheelchairs are available for the pools and the children's waterplay areas. Accessible toilets are available just inside the main entrance and at Calypso Beach. Service animals are permitted within the park but are not permitted in or on the attractions. Complimentary wheelchairs are available at guest services. Proxy queue services are available. Picnic tables are available throughout the park. All are of an accessible design with open ends. All shops and eateries have wide level entry doors. Cabanas are available for hire. All have level entry and movable furniture.



Warner Bros. Movie World



Wet 'n' Wild




Dreamworld



Warner Bros. Movie World



Wet 'n' Wild



Sea World


Sea World

[Sea World](#) is the oldest of the Gold Coast theme parks originally developed by Keith Williams as the Surfers Paradise Ski Gardens. It moved to its current site on the spit in 1971 and a year later became Sea World with the introduction of dolphins and marine displays. Today, Sea World has grown into a major attraction and scientific research facility. It features eight shows and presentations, 13 attractions, 14 rides and precincts, and 12 food outlets. The New Atlantis Precinct is a multi-million dollar precinct that includes Leviathan, an old style wooden rollercoaster for family fun. As with its fellow Village Roadshow parks, Movieworld and Wet 'n' Wild, Sea World offers a full guest planning service for people with disability. Patrons with disability are advised to visit guest services on arrival to discuss their options for the day. They will be issued with a wristband for the rides that are suitable for their needs. Disabled parking is available in the first row of the main car park. There is a slope from the car park to the main entry building. A limited number of designated spots are available on the upper level in front of the administration building if the slope gradient can't be managed. Complimentary wheelchairs are available. Food, shopping and accessible toilets are available at the main visitors centre. It is the main viewing area for the Thunder Lake Stunt Show. There are marked disabled/wheelchair positions along the front of the viewing platform. There is a gentle slope down to the park's main level and from there the park is level throughout. All paths are wide and are either asphalt or concrete. All marine displays are fully glass fronted. The underwater viewing area in Shark Bay has gently sloping ramps at either end. All presentation areas have designated wheelchair seating. There is a second eating area in Nickelodeon Land. All eateries are accessible and all tables have moveable seating. Castaway Bay is

a great area for children. The splash park has level entry and the pirate ride has one wheelchair accessible boat with level entry from the loading dock. The Sea World Resort is located at the northern end of the park. It has two accessible rooms and direct entry to Sea World.

Currumbin Wildlife Sanctuary

Opened in 1947 as the [Currumbin Bird Sanctuary](#), this iconic, heritage-listed attraction has been part of the fabric of the Gold Coast for 75 years. Today the sanctuary covers 27 hectares with a vast array of animals and birds including a Red Panda. Shows and encounters run throughout the day. There is a central level path through the park. Some of the side paths can be a little steep due to the hilly terrain. All paths with excessive gradients are clearly marked with signs and the detailed park map provides the location of the accessible facilities throughout the park. All display areas and the Wild Skies Free Flight Bird Show are wheelchair accessible. The latter also has hearing augmentation. A highlight of the visit is the animal hospital. The full floor to ceiling glass front offers a full view to people of all heights or seated wheelchair users of the procedures. The sanctuary has five designated disabled parking spaces in the front row of its car park opposite the main entrance. There is level access from the car park to the main entrance. The entrance through the retail gift store provides level access into the park. Accessible toilets are located outside the Sanctuary Café, Returnal Den, Wild Burgers and near the Wildlife Hospital. There are three eating venues in the park all of which offer vegetarian and gluten free options. The Sanctuary Café offers vegan as well. Guide and service dogs are welcome to all areas except one-on-one animal encounters, but they must be fully certified. The sanctuary has a [full accessibility guide on their website](#).



Purling Brook Falls

THE HINTERLAND

Just an hour inland from the coast lies a pristine world of fern lined creeks, majestic mountain views, thunder waterfalls, hidden wine regions and glow worm caves.

Springbrook Plateau

Purling Brook Falls

Located on the Springbrook Plateau in the World Heritage-listed Gondwana rainforest, the Purling Brook Falls cascade off the sheer cliffs of the gorge. The car park area has accessible picnic tables, a sheltered pavilion, BBQs and an accessible toilet, all laid out on a network of concrete paths accessed from an asphalt car park. There is a short walk to the lookout with a view to the falls. The walk is gently sloping but does have sections of 5 to 6 steps at a time. Each of these steps is with a small tread. It is suitable for slow walkers. A final set of 15 steps leads down to the viewing platform. This walk is not suitable for wheelchair users.

Springbrook State School

Springbrook State School is a heritage-listed former state school in Springbrook National Park. It was built from 1911 to 1953. It is now the National Parks Information Office and historic monument to the timber cutting past. Designated disabled parking is provided in an asphalt car park immediately in front of the entry path. Paths are a combination of asphalt and wooden

boardwalk. The old schoolhouse is now an information centre that tells the story of early settlement, indigenous culture and the significance of the flora and fauna of the region. The old play shed has been restored to the way it was in 1911. The Buliya-Buliya Jagun Boardwalk is 100 metres through the “Land of many little birds”. A lookout at the end gives a view across the valley. In front of the school is an old stump, a reminder of the logging past.

Springbrook National Park Canyon Lookout

Located in the town of Springbrook, the Canyon Lookout gives stunning views across the valley to the coast. Designated disabled parking is right in front of the lookout on an asphalt surface. There is level entry onto the large viewing platform.



Springbrook State School

Tallanbana Picnic Area


Tallanbana offers a small picnic area with limited amenities including picnic tables, a shelter shed and public toilets. Designated disabled parking is provided on an asphalt surface. A new toilet block provides accessible toilet facilities. A concrete path leads to the Goomoolahra Falls, a distance of 100 metres. The path is suitable for wheelchairs and strollers. The large observation area gives stunning views over the canyon to the coast.

The Best of All Lookout

The Best of All Lookout is located on the Repeater Station Road. Designated disabled parking is located in the upper car park just outside the Repeater Station gate. The track starts at the upper car park and is 350 metres in length. It slopes consistently down over its length and is narrow. The surface is asphalt and uneven in places. Two small steps are located at the very end of the path onto the viewing platform. Its stunning vista of northern New South Wales dominated by Mount Warning makes it worthy of its name. The track traverses the ancient Antarctic beech forest. The small pocket of Antarctic beech (*Nothofagus*) forest is one of the remaining links to the ancient forests of Gondwana that occurred here during a past cooler climate.

Natural Bridge

Natural Bridge is in the western section of the [Springbrook National Park](#). It features a picturesque rock formation, formed by the force of the waterfall over a basalt cave. It is easily accessible from the Nerang-Murwillumbah Road car park. There is a circuit walking trail that is 1 kilometre in length. The suggested and signed direction is clockwise. The clockwise direction contains many steps, some of which are quite steep before reaching the cave. The return is far more gentle and after leaving the cave and crossing the bridge over the river is step free. Taking the anti-clockwise direction and returning from the cave via the same route is more suitable to slow walkers. The path is wheelchair accessible as far as the bridge over the creek but not into the cave. The path is quiet and the cascading water makes this a unique sensory experience. In addition to the cave, the Hoop Pine in the area are relics of the Jurassic Age.




Natural Bridge



Natural Bridge

Hinze Dam

Hinze Dam is the main drinking water supply for the Gold Coast region. It was originally constructed in 1976 and raised in 1989. It is built across the Nerang River in the Gold Coast Hinterland. The lake provides recreational users with walking trails, and fishing opportunities for golden and silver perch, saratoga, Mary River cod and Australian bass. There are four picnic areas and a state of the art educational and interpretive centre at the main day use area. Disabled parking is provided at the spillway observation area and the main day use facility. The main day use building has accessible toilet facilities. From the day use area at the top of the wall, a curved, gently sloping pathway leads to the grassed area below and a network of concrete paths. Land based fishing can be easily accessed from the boat ramp. As this is a stocked facility a fishing permit is required.



Hinze Dam

USEFUL LINKS

Destination Gold Coast: www.destinationgoldcoast.com

Gold Coast Airport: www.goldcoastairport.com.au

Airtrain: www.airtrain.com.au/timetable/

G:link ridetheg.com.au

Hopo Ferry: hopo.com.au

Dreamworld: www.dreamworld.com.au

WhiteWater World: www.dreamworld.com.au/rides-attractions/whitewater-world/

Movie World: movieworld.com.au

Wet 'n' Wild: wetnwild.com.au

Sea World: seaworld.com.au

Currumbin Wildlife Sanctuary: currumbinsanctuary.com.au

Pacific Fair: www.pacificfair.com.au

Springbrook National Park: parks.des.qld.gov.au/parks/springbrook

SUGGESTED ITINERARIES

Theme Parks

- Dreamworld and WhiteWater World can be purchased as a combined ticket. Spend the morning exploring Dreamworld and spend the afternoon cooling off at WhiteWater World. Allow at least one full day to explore both parks.
- Movie World is a full day experience to take in the rides and experience the characters and shows.
- Wet 'n' Wild is open year round and with its vast array and rides and pools can be a full day of relaxation, especially on the warmer days.
- Sea World is another full day. With its shows, feeding displays and general exhibits there are ample activities to keep a family entertained for the day.
- Currumbin Wildlife Sanctuary is situated at the southern end of the Gold Coast and is another full day activity with its animal shows, wildlife shows and animal encounters.



Beach Days

The Gold Coast has a number of accessible beach access points from the safe beach at the Broadwater Parklands down to the sheltered coves of Greenmount at Coolangatta. Good day trip beach destinations are the Broadwater Parklands with beach matting and a Changing Places toilet and Broadbeach with beach matting and beach wheelchair, Changing Places facility and an all-abilities playground.

Indoor Activities

If the weather is not suitable for a day at the beach or the theme parks, spend a morning at Pacific Fair Shopping Centre, featuring more than 400 stores and a Changing Places facility. Spend the afternoon taking in the stunning views of the Gold Coast and hinterland from the observation deck at Skypoint in the Q1 building.

The Hinterland

Take a day trip to the Springbrook National Park. Picnic at Purling Brook Falls before taking in the stunning views at Canyon Lookout. Go back in history and appreciate how life was for the early logging pioneers at the Springbrook State School.

More information:

<https://www.goldcoast.qld.gov.au/Services/Supporting-our-community/People-with-disability>

