



EXPERIENCE
GOLDCOAST.

VISITOR ECONOMY DASHBOARD

ACCOMMODATION PERFORMANCE SUMMARY - APRIL 2025

The month of April welcomed several major events, including the Australian Surf Life Saving Championships, Gold Coast Triathlon, Waterpolo Queensland State Titles, Ultra Beach Gold Coast, Cooly Classic Ocean Swim Festival, Gold Coast Film Festival and Gold Coast Running Festival.

Public holidays were observed nationally for the Easter Weekend (April 18-21) and Anzac Day (April 25).

Average occupancy across the month of April was 68.2%; a slight increase on last year (65.7%). The average daily rate (ADR) was \$289; also up versus last year (\$271).

Forward occupancy for the next 28 days (at May 19) averaged 54%, a slight decrease versus the same time last year (55%).

OCCUPANCY



68.2%
+ 2.5 POINTS VS
APRIL 2024

ADR



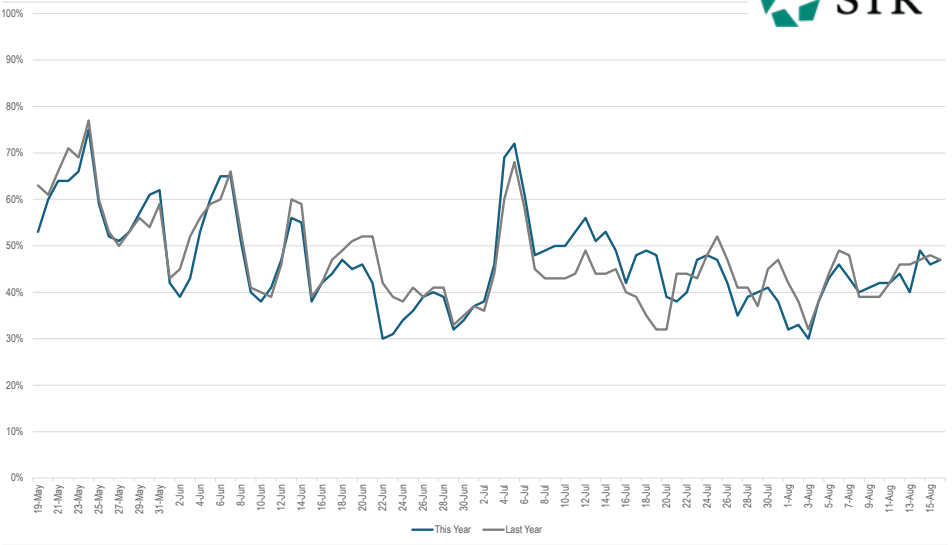
\$289
+ 6.8% VS
APRIL 2024

REVPAR



\$197
+ 10.8% VS
APRIL 2024

FORWARD OCCUPANCY FOR NEXT 90 DAYS



Occupancy = Percent sold of available rooms.
ADR (Average Daily Rate) = Room revenue divided by rooms sold.
RevPAR (Revenue Per Available Room) = Room revenue divided by rooms available.
Forward Occupancy = Reservations within the system on any given date.
The downward trajectory is expected and indicates how far forward consumers are willing to book.

REGIONAL OVERNIGHT MOBILITY DATA



The Regional Overnight Mobility Dashboard provides a regional overview of domestic overnight visitation by month, including the origin and volume of interstate and intrastate visitors.

TOURISM DATA EXPLORER



GOLD COAST AVIATION (INBOUND SEATS)

	APR 2024	APR 2025	Variance
Domestic	309,159	284,953	- 8 %
International	36,788	35,933	- 2 %
Total	345,947	320,886	- 7 %

Future Capacity Information

Jetstar

Announced 3 new services per week between Gold Coast and Hamilton (NZ), and between Gold Coast and Dunedin (NZ), from June 2025.
Announced 3 services per week between Gold Coast and Bali, commencing August 2025.
Announced 4 services per week between Gold Coast and Darwin, from late June to late October 2025.

TOP CITY PAIRS

1. Sydney


2. Melbourne

3. Auckland

4. Adelaide

5. Canberra

GOLD COAST AIRPORT DATA



BRISBANE AVIATION (INBOUND SEATS)

	APR 2024	APR 2025	Variance
Domestic	923,372	925,811	+ 0 %
International	310,075	347,401	+ 12 %
Total	1,233,447	1,273,212	+ 3 %

Future Capacity Information

Malaysia Airlines

Launching 5 services per week from late November 2025.

Qantas

Announced return of B787 aircraft for Los Angeles from mid-August 2025.

Singapore Airlines

Published growth to 28 services per week from mid June 2025.

TOP 15 INBOUND NATIONALITIES

1 New Zealand

2 China

3 United Kingdom

4 USA

5 India

6 Japan

7 Taiwan

8 France

9 South Korea

10 Philippines

11 Canada


12 PNG

13 Germany

14 Thailand

15 Malaysia

BRISBANE AIRPORT DATA



UPCOMING MAJOR EVENTS

EVENT NAME	DATE	LOCATION
Cooly Rocks On	Jun 4 - Jun 8	Coolangatta
Australian Open Bowls	Jun 7 - Jun 20	Broadbeach
Solento Surf Festival	Jun 7 - Jun 14	Burleigh Heads
Volleyball Queensland Senior State Championships Runaway Bay	Jun 28 - Jun 29	Coomera and Runaway Bay
Gold Coast Marathon	Jul 5 - Jul 6	Broadwater Parklands
Open Day, Bond University	Jul 26	Robina
BLEACH Festival	Jul 31 - Aug 10	HOTA, Home of the Arts
Volleyball Queensland Senior Schools Cup	Aug 8 - Aug 10	Various Locations
Royal Queensland Show	Aug 9 - Aug 17	Brisbane
Open Day, Griffith University	Aug 10	Southport
Australian Open and Oceania World Taekwondo President's Cup	Aug 14 - Aug 17	Carrara
Pacific Airshow	Aug 15 - Aug 17	Surfers Paradise
Open Day, Southern Cross University	Aug 24	Bilinga
Gold Coast Show	Aug 29 - Aug 31	Broadwater Parklands

MORE ABOUT MAJOR EVENTS

UPCOMING BUSINESS EVENTS

EVENT NAME	DATE	DELEGATES
The Australian Institute of Health and Safety Annual Conference	Jun 2 - Jun 4	700
Joint National Coast to Coast and QLD Coastal Conference	Jun 4 - Jun 6	350
Retirement Villages Association Conference	Jun 16 - Jun 18	500
Digital Economy Australia Conference	Jun 16 - Jun 19	350
Australian Podiatry Conference	Jun 25 - Jun 28	1,200
School Officers Conference	Jul 14-16	350
HDfC Bank Conference	Jul 18-23	2,400
PIE Live Australia Gold Coast	Jul 23-24	400
Women in Sport Summit	Jul 24-26	500
ROKLive 2025	Jul 28-31	500
SBMAQ Conference	Aug 4-7	1,000
BGL Conference	Aug 5-7	150
D2L Connection Gold Coast	Aug 5-7	200
Learning & Growth Conference	Aug 5-8	350
Drug and Alcohol Nurses of Australasia (DANA) Conference	Aug 6-8	350
Australian Banana Industry Congress	Aug 6-9	400
Admin Officers Conference 2025	Aug 11-13	400

MORE ABOUT BUSINESS EVENTS