



EXPERIENCE  
**GOLDCOAST.**

# VISITOR ECONOMY DASHBOARD

## ACCOMMODATION PERFORMANCE SUMMARY - MAY 2025

The month of May held several major events, including the Bonsoy Gold Coast Pro, Out 2 Lunch Festival, Gold Coast Careers Festival, Blues on Broadbeach, International Boat Show and SeaFire.

Public holidays were observed in QLD and NT for Labour Day on May 5.

Average occupancy across the month of May was 61.6%; equalling last year. The average daily rate (ADR) was \$252; which was up +4.7% versus last year (\$241).

Forward bookings occupancy for the next 28 days (at June 23) averaged 64%, a slight increase versus the same time last year (61%).

### OCCUPANCY



**61.6%**  
+ 0.0 POINTS VS  
MAY 2024

### ADR



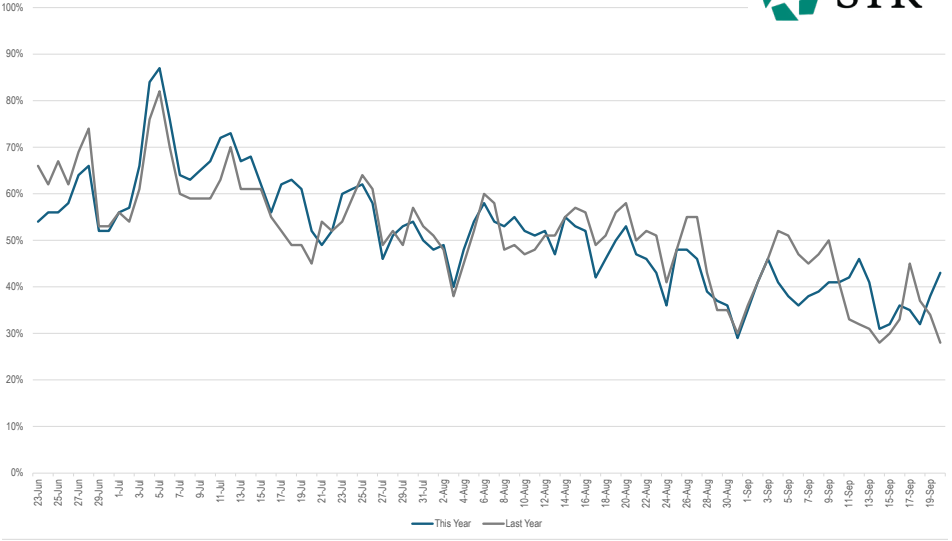
**\$252**  
+ 4.7% VS  
MAY 2024

### REVPAR



**\$155**  
+ 4.7% VS  
MAY 2024

### FORWARD OCCUPANCY FOR NEXT 90 DAYS



**Occupancy** = Percent sold of available rooms.  
**ADR** (Average Daily Rate) = Room revenue divided by rooms sold.  
**RevPAR** (Revenue Per Available Room) = Room revenue divided by rooms available.  
**Forward Occupancy** = Reservations within the system on any given date.  
The downward trajectory is expected and indicates how far forward consumers are willing to book.

## REGIONAL OVERNIGHT MOBILITY DATA



The Regional Overnight Mobility Dashboard provides a regional overview of domestic overnight visitation by month, including the origin and volume of interstate and intrastate visitors.


TOURISM DATA EXPLORER




GOLD COAST AVIATION (INBOUND SEATS)			
	MAY 2024	MAY 2025	Variance
Domestic	251,223	236,122	-6%
International	27,971	26,206	-6%
Total	279,194	262,328	-6%
Future Capacity Information			
Jetstar	Announced 3 new services per week between Gold Coast and Hamilton (NZ), and between Gold Coast and Dunedin (NZ), from June 2025.		
	Announced 3 services per week between Gold Coast and Bali, commencing August 2025.		
	Announced 4 services per week between Gold Coast and Darwin, from late June to late October 2025.		
<div>TOP CITY PAIRS</div> <div>1. Sydney 2. Melbourne 3. Auckland 4. Adelaide 5. Canberra</div>			

BRISBANE AVIATION (INBOUND SEATS)			
	MAY 2024	MAY 2025	Variance
Domestic	934,521	930,941	-0%
International	307,591	341,459	+11%
Total	1,242,112	1,272,400	+2%
Future Capacity Information			
Malaysia Airlines	Launching 5 services per week from late November 2025.		
Qantas	Announced return of B787 aircraft for Los Angeles from mid-August 2025.		
Singapore Airlines	Published growth to 28 services per week from mid June 2025.		
<div>TOP 15 INBOUND NATIONALITIES</div> <div><div>1 New Zealand 2 China 3 India 4 United Kingdom 5 Japan</div><div>6 USA 7 Taiwan 8 South Korea 9 Philippines 10 France</div><div>11 Singapore 12 PNG 13 Canada 14 Malaysia 15 Germany</div></div>			

GOLD COAST AIRPORT DATA



BRISBANE AIRPORT DATA



UPCOMING MAJOR EVENTS			UPCOMING BUSINESS EVENTS		
EVENT NAME	DATE	LOCATION	EVENT NAME	DATE	DELEGATES
Volleyball Queensland Senior State Championships Runaway Bay	Jun 28 - Jun 29	Coomera and Runaway Bay	Australian Podiatry Conference	Jun 25 - Jun 28	1,200
Gold Coast Marathon	Jul 5 - Jul 6	Broadwater Parklands	School Officers Conference	Jul 14-16	350
Open Day, Bond University	Jul 26	Robina	HDFC Bank Conference	Jul 18-23	2,400
BLEACH Festival	Jul 31 - Aug 10	HOTA, Home of the Arts	PIE Live Australia Gold Coast	Jul 23-24	400
Volleyball Queensland Senior Schools Cup	Aug 8 - Aug 10	Various Locations	Women in Sport Summit	Jul 24-26	500
Royal Queensland Show	Aug 9 - Aug 17	Brisbane	ROKLive 2025	Jul 28-31	500
Open Day, Griffith University	Aug 10	Southport	SBMAQ Conference	Aug 4-7	1,000
Australian Open and Oceania World Taekwondo President's Cup	Aug 14 - Aug 17	Carrara	BGL Conference	Aug 5-7	150
Pacific Airshow	Aug 15 - Aug 17	Surfers Paradise	D2L Connection Gold Coast	Aug 5-7	200
Open Day, Southern Cross University	Aug 24	Bilinga	Learning & Growth Conference	Aug 5-8	350
Gold Coast Show	Aug 29 - Aug 31	Broadwater Parklands	Drug and Alcohol Nurses of Australasia (DANA) Conference	Aug 6-8	350
			Australian Banana Industry Congress	Aug 6-9	400
			Admin Officers Conference 2025	Aug 11-13	400